



District Report Card: 2017


State: Kerala	District: Ernakulam
Class: 5	Subject: Language
Schools: 60	Students: 1342


Participation/Coverage


Students

GENDER 	Boys		Girls	
	Number	%	Number	%
	676	50.37	666	49.63

AREA 	Rural		Urban	
	Number	%	Number	%
	867	64.61	475	35.39

CATEGORY 	SC		ST		OBC		GEN	
	Number	%	Number	%	Number	%	Number	%
	195	14.53	22	1.64	810	60.36	315	23.47

CWSN 	LD	VI	HI	S&LD	ID	Oth
	3	3	0	1	4	5

Management 	Government		Government-aided	
	Number	%	Number	%
	418	31.15	924	68.85

Average Performance of Students in Language (%)

Overall	Gender		Area		Management		Social Group			
	Male	Female	Rural	Urban	Govt.	Aided	SC	ST	OBC	GEN
67.77	66.88	68.68	68.34	66.74	64.80	69.12	69.74	65.45	67.01	68.68

Performance on Learning Outcomes (LOs)

Learning Outcomes	Description	Average Performance(%)
L504	Reads and comprehends independently storybooks, news items/ headlines, advertisements etc.	66.47
L508	Reads text with comprehension, locates details and sequence of events	68.43

Range of Performance of Students who Answered Correctly							
Below 30%		30% - 50%		50% - 75%		Above 75%	
Number	%	Number	%	Number	%	Number	%
82	6.11	217	16.17	525	39.12	518	38.60

Lowest Performing Learning Outcomes (LOs)

- 1 - Reads and comprehends independently storybooks, news items/ headlines, advertisements etc. (66.47)
- 2 - Reads text with comprehension, locates details and sequence of events (68.43)